

Pump Gears















GFX#	Image	Application	Year	Industry#	OEM#	View
------	-------	-------------	------	-----------	------	------

American

CHRYSLER						
49182		A413, A670 Pump Gear Set .589"Thick Milled Flats	86-on	K32201D	N/A	
49380A		A518, A618 46RE, 46RH, 47RH, 47RE Pump Gear Set 11 Lobes for High Volume (0.7487" - 0.7497"Thick 3.80 OD)	94-on	22759C	N/A	
49380AX		A518 (46RE/RH) / A618 (47RH/RE, 48RE) Pump Gear Set 11 Lobes Outer Gear for High Volume (0.7487-0.7497") (3.836" OD)	94-on	22530DA	N/A	
FORD						
31548 - A4LD		C3, A4LD Pump Gear Set .511"Thick	74-94	K56201	74DT-7L201	
45089H		A4LD, 4R44E, 5R55E Pump Gear Set.511 Thick w/Inner O'Ring 24 Lobe Inner	95-on	K56201A	N/A	
45398		C4, C5 Pump Gear Set .599"Thick	70-86	K26201	C4AP-7C010F	
46099A		4R75W Pump Gear Set	09-on	N/A	N/A	
46099F		AODE/4R70W Pump Gear Set (.608"Thick)	94-on	K36201B	N/A	
46498		E4OD, 4R100 Pump Gear Set 9 Lobes .6215 - .6225"Thick	95-on	K36438A	N/A	
46498A		E4OD Pump Gear Set 10 Lobes	89-94	K36438	N/A	
46498X		E4OD, 4R100 Pump Gear Set 9 Lobes Oversized	95-on	K36438AX	N/A	
46680		5R110W Pump Gear Set .723 - .724"Thick Regular OD 104.70 (104.75 - 0.10)	03-on	N/A	N/A	

GENERAL MOTORS

Pump Gears

GFX#	Image	Application	Year	Industry#	OEM#	View
31689		TH180, 4L30E Pump Gear Set .626"Thick	69-on	K54201A	96018207	
41281		TH250, TH350, TH400 .721"Thick	69-on	K35201A	N/A	
41282		TH250, 350, 400, AT540 Pump Gear Set .727"Thick	69-91	K35201B	N/A	
41283		TH250, 350 Pump Gear Set .723"Thick	69-on	K35201C	N/A	
41284		TH250, 350 Pump Gear Set .841"Thick L/U	80-86	K35201E	8641422	
41285		TH250, 350 Pump Gear Set .843"Thick L/U	80-86	K35201F	8641426	

Pump Components



GFX#	Image	Application	Year	Industry#	OEM#	View
------	-------	-------------	------	-----------	------	------

American




CHRYSLER

49380B		48RE Pump Gear Set 11 Lobes (0.7487" - 0.7497" Thick. 3.810" OD)	03-on	N/A	N/A	
--------	--	------------------------------------------------------------------	-------	-----	-----	--

GENERAL MOTORS

33704 - TH700R4, 4L60E, VANES		700R4, 125C, 4L60E Pump Vanes	79-on	75926	8631280	
408121		6L80E, SLIDE	06-ON	135170A	24222666	
408161		6L80E	06-ON	135301, .074 THICK, TEFLON	N/A	
408281		6L80E Rotor	06-on	N/A	N/A	
408288		Rotor Kit, 6L50/6L80/6L90 Pump 0.706" Thick	06-on	N/A	N/A	
408297		6L80E Pump, Plastic Guide	06-on	N/A	N/A	
408298		6L80E	06-ON	135910A	N/A	
408704		6L80E Pump Vane	06-on	N/A	N/A	
42288		4L60E Pump Rotor Kit - 10 Vane	82-on	K65927A	N/A	
42288B		4L60E Pump Repair Kit - 13 Vane	97-on	K65927D	N/A	
42294A		4L60E Pump Rotor 10 Vane	82-on	65927A	8654389	

Pump Components

GFX#	Image	Application	Year	Industry#	OEM#	View
42294B		TH700 Pump Rotor 13 Vane .7071 - .7076\"	97-on	65927B	24205401	
42297C		TH700 O'Ring for Slide 3.843\"	82-on	N/A	8634088	